ŽIVJO! Jaz sem Elanko.

elan

Always Good Times

Natisni in pobarvaj me...



elan

Always Good Times

... ali pobarvaj me in izreži.

elan

Always Good Times

Potrebovali boste:

Barvice

(Trši) papir



Žebljiček

Škarje

Lepilni trak

elan
Always Good Times

KORAK 1:
Pobarvaj Elanka.
Uporabi vso svojo domišljijo!

KORAK 2:
Izreži Elanka.



KORAK 3:
Nariši lepo ozadje na (debelejši) papir.



KORAK 4:
Z žebljičkom pritrdi spodnji del Elanka na (debelejši) papir.



KORAK 5:
Prilepi glavo na (debelejši) papir.

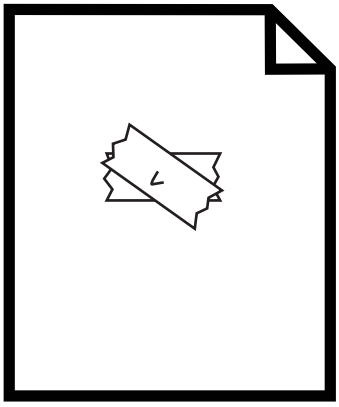

KORAK 6:
Zavaruj konico žebljička na zadnji strani z lepilnim trakom.

elan
Always Good Times

KORAK 7:
Igraj se z Elankom.

Zelo radi bi videli Elanka, ki ga je ustvaril vaš otrok. Lahko ga nam pokažete na družbenih omrežjih s pomočjo ključnika #Elanko in oznake @elanskis.

Always Good Times